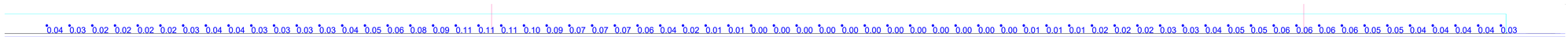

Section 1 - Vertical Readings

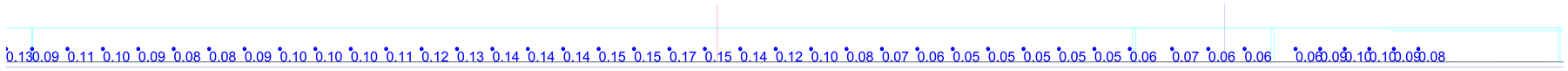

Section 2 - Vertical Readings

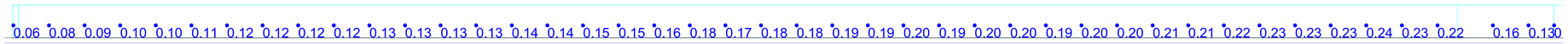

Section 3 - Vertical Readings

Canopy Lighting will be dimmed from
12a.m. - 6a.m. to the surrounding light levels

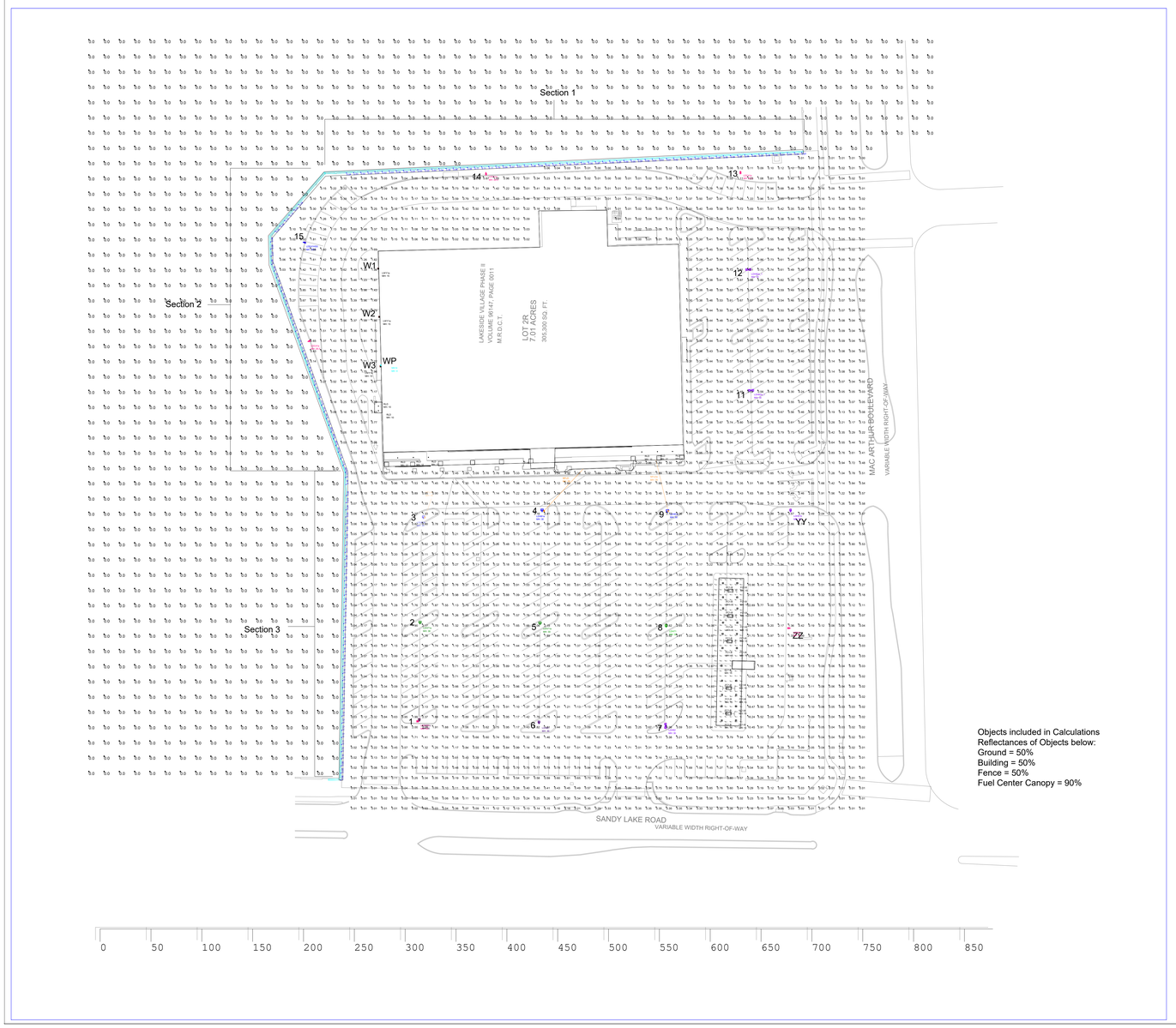

Objects included in Calculations
Reflectances of Objects below:
Ground = 50%
Building = 50%
Fence = 50%
Fuel Center Canopy = 90%

Luminaire Schedule

Symbol	Qty	Label	Arrangement	Description
	2	LDH62a_1	Back-Back	GLEON-SA6C-740-VOLT-5MQ-BZ
	21	FC1-B	Single	SCV-LED-10L-SC-50
	1	LDC41	Single	GLEON-SA4C-740-U-T2-HSS
	3	LDC41a	Single	GLEON-SA4C-740-U-T2R-HSS
	1	LDC41d	Single	GLEON-SA4C-740-U-T2-HS-GRSWH
	1	LDE41HSS	Single	GLEON-SA4C-740-U-SL4-HSS
	1	LDH61	SINGLE	GLEON-SA6C-740-VOLT-5MQ-BZ
	1	LDH61a	Single	GLEON-SA6C-740-U-5MQ-HS-GRSBK
	1	LDH61b	SINGLE	GLEON-SA6C-740-VOLT-5MQ-BZ
	1	LDH62	Back-Back	GLEON-SA6C-740-VOLT-5MQ-BZ
	1	LDH71	Single	GLEON-SA7C-740-U-5MQ
	2	LDH71a	Single	GLEON-SA7C-740-U-5MQ-HS-GRSBK
	1	LDH81a	Single	GLEON-SA8C-740-U-5MQ-HS-GRSBK
	1	LDH81b	Single	GLEON-SA8C-740-U-5MQ-HS-GRSBK
	1	LDH81c	GROUP	GLEON-SA8C-740-U-5MQ-BZ (2 HS-GRSBK)
	3	LWY1a	Single	GLEON-SA1C-740-U-AFL
	1	NFLD	Single	NFFLD-C25-D-UNV-66
	1	NFLDa	Single	NFFLD-C25-D-UNV-66
	1	NFLDb	Single	NFFLD-C25-D-UNV-66
	1	NN14	SINGLE	AXC53A
	8	RLD	Single	8in Downlight Existing

Calculation Summary

Label	CalcType	Units	Avg	Max	Min	Avg/Min	Max/Min
FUEL CENTER	Illuminance	Fc	34.07	51.0	14.7	2.32	3.47
SPILL LIGHT @ GRADE LEVEL	Illuminance	Fc	0.00	0.0	0.0	N.A.	N.A.
LEVELS ON WALL	Illuminance	Fc	0.09	0.2	0.0	N.A.	N.A.

Luminaire Location Summary

Label	X	Y	Z	Orient
FC1-B	181.017	-365.199	15	179.437
FC1-B	195.016	-365.238	15	179.437
FC1-B	180.979	-379.2	15	179.437
FC1-B	194.978	-379.238	15	179.437
FC1-B	181.121	-390.145	15	179.437
FC1-B	195.122	-390.183	15	179.437
FC1-B	181.083	-404.144	15	179.437
FC1-B	195.084	-404.182	15	179.437
FC1-B	180.622	-415.156	15	179.437
FC1-B	194.622	-415.195	15	179.437
FC1-B	180.584	-429.156	15	179.437
FC1-B	194.584	-429.194	15	179.437
FC1-B	179.671	-446.451	15	179.437
FC1-B	180.047	-461.196	15	179.437
FC1-B	194.046	-461.234	15	179.437
FC1-B	180.008	-475.196	15	179.437
FC1-B	194.008	-475.234	15	179.437
FC1-B	179.841	-486.324	15	179.437
FC1-B	193.84	-486.362	15	179.437
FC1-B	179.803	-500.323	15	179.437
FC1-B	193.802	-500.361	15	179.437
LDC41	247.129	-409.506	30	180
LDC41a	-227.209	-127.478	26.5	15.313
LDC41a	-52.194	38.907	26.5	273.828
LDC41a	198.072	40.145	26.5	273.523
LDC41d	-119.355	-501.162	30	0
LDE41HSS	-231.834	-29.7	26.5	341.567
LDH61	0.044	-503.503	30	90
LDH61a	-117.594	-500.993	30	90
LDH61b	247.483	-295.043	30	90
LDH62	124.495	-505.655	30	90
LDH62a_1	208.633	-175.549	30	0
LDH62a_1	205.943	-56.746	30	0
LDH71	125.212	-408.461	30	90
LDH71a	-116.877	-405.233	30	90
LDH71a	1.119	-405.951	30	90
LDH81a	3.157	-294.898	30	90
LDH81b	-113.509	-301.684	30	90
LDH81c	126.528	-295.515	30	0
LWY1a	-156.255	-103.181	15	181.757
LWY1a	-155.008	-151.953	15	181.757
LWY1a	-157.297	-55.782	15	181.757
NFLD	4.075	-295.186	29	46.931
NFLDa	127.43	-295.59	29	103.585
NFLDb	-112.609	-301.684	29	70.538
NN14	-155.345	-150.889	9	180
RLD	-157.864	-195.561	10	0
RLD	-157.864	-190.971	10	0
RLD	-138.914	-241.94	12	0
RLD	-123.49	-241.573	12	0
RLD	-108.68	-241.407	12	0
RLD	101.134	-236.168	12	0
RLD	116.558	-235.801	12	0
RLD	131.368	-235.635	12	0

COOPER Lighting Solutions
Applications Engineering
1121 Highway 74 South
Peachtree City, GA 30269
tel no: 770-486-45xx
fax no: 770-486-4599
e-mail: mkt-lightingapplications@cooperlighting.com

We make no representation as to its completeness, currency or accuracy because of reasons inherent to CAD and the additional digital data used to produce a lighting application. All drawings CAD data is provided "As Is" and is in no way intended to imply the accuracy of the software, the accuracy of the data used or provided by others, or the accuracy of the drawings as an actual accuracy. The user of this data takes full responsibility for the accuracy and correctness of all measurements, area, inventories or other data extracted from this, either manually or with the use of a computer. This light level analysis is an estimate only, and is based on estimated reflectance values for interior applications or estimated pole locations based on specified light levels for exterior applications. Any variance from reflectance values, obstructions,light loss factors or dimensional data will affect the calculated values. Light levels will decrease due to variances, such as but not limited to, lamp output, input voltage ballast variances,manufacturing tolerances and application variances. The presence of objects will decrease light levels and may cause some shadowing.
Lighting application drawings are being provided to the recipient of this disclaimer.

Project Name:
KROGER SW 448 - COPPELL, TX

Client:
The Kroger Company
David Sergeant

Drawn By:
Wendy Norman, LC

Date:
9/22/2023

Scale:
SCALE: 1" = 50'

Project No:
2101139B Fuel Center 6-23-23.AGI