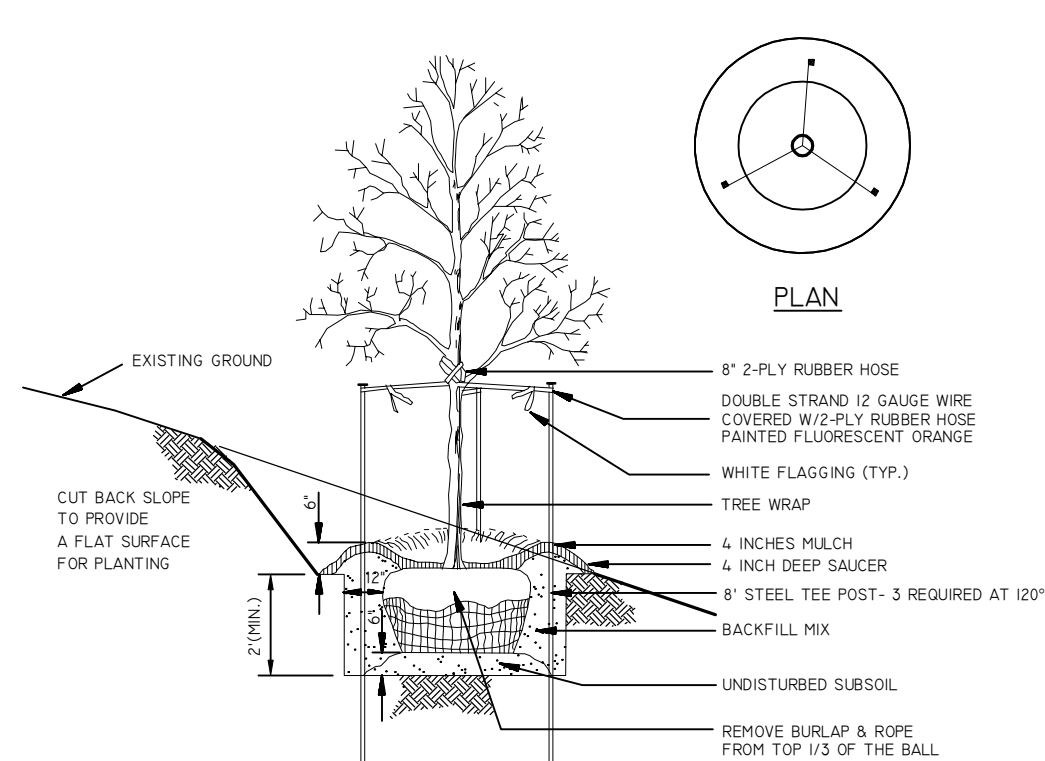


PLAN

TREE PLANTING

N.T.S.

50A

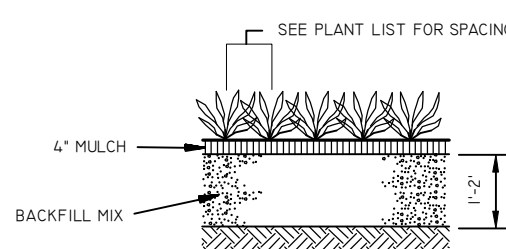


PLAN

TREE PLANTING ON SLOPE

N.T.S.

50B



SHRUB PLANTING

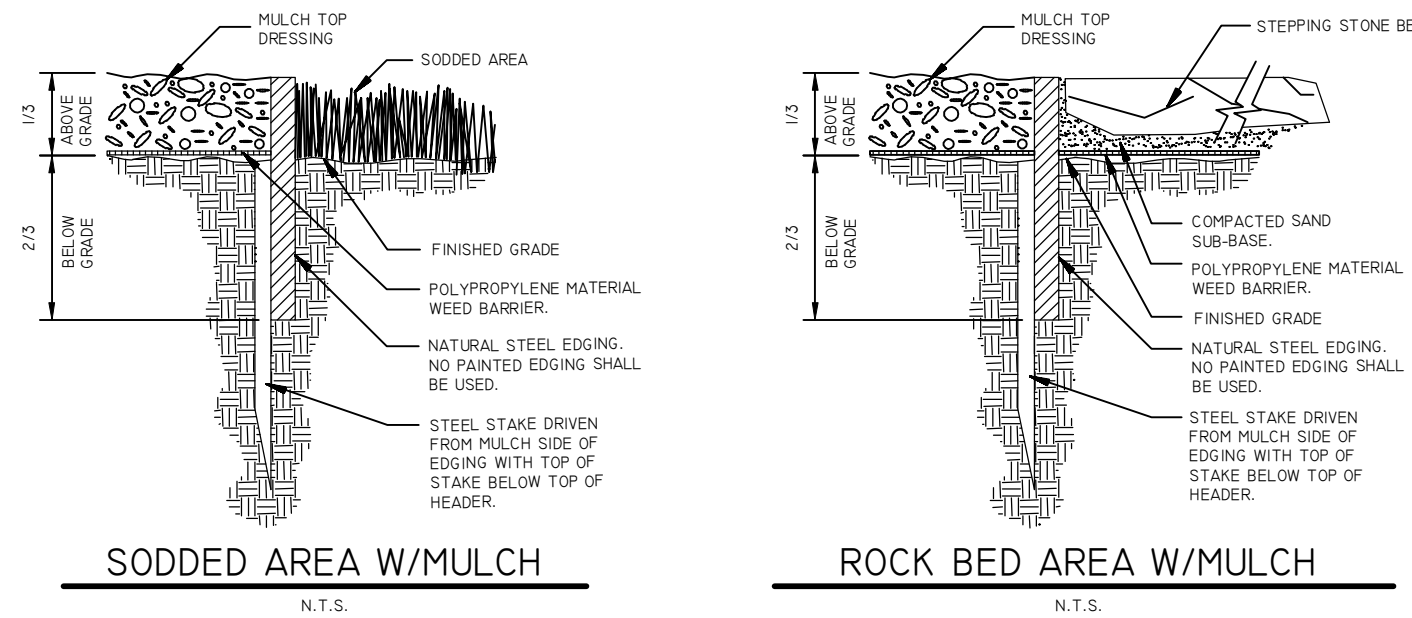
N.T.S.

50B

GROUND COVER PLANTING

N.T.S.

50F



SODDED AREA W/MULCH

N.T.S.

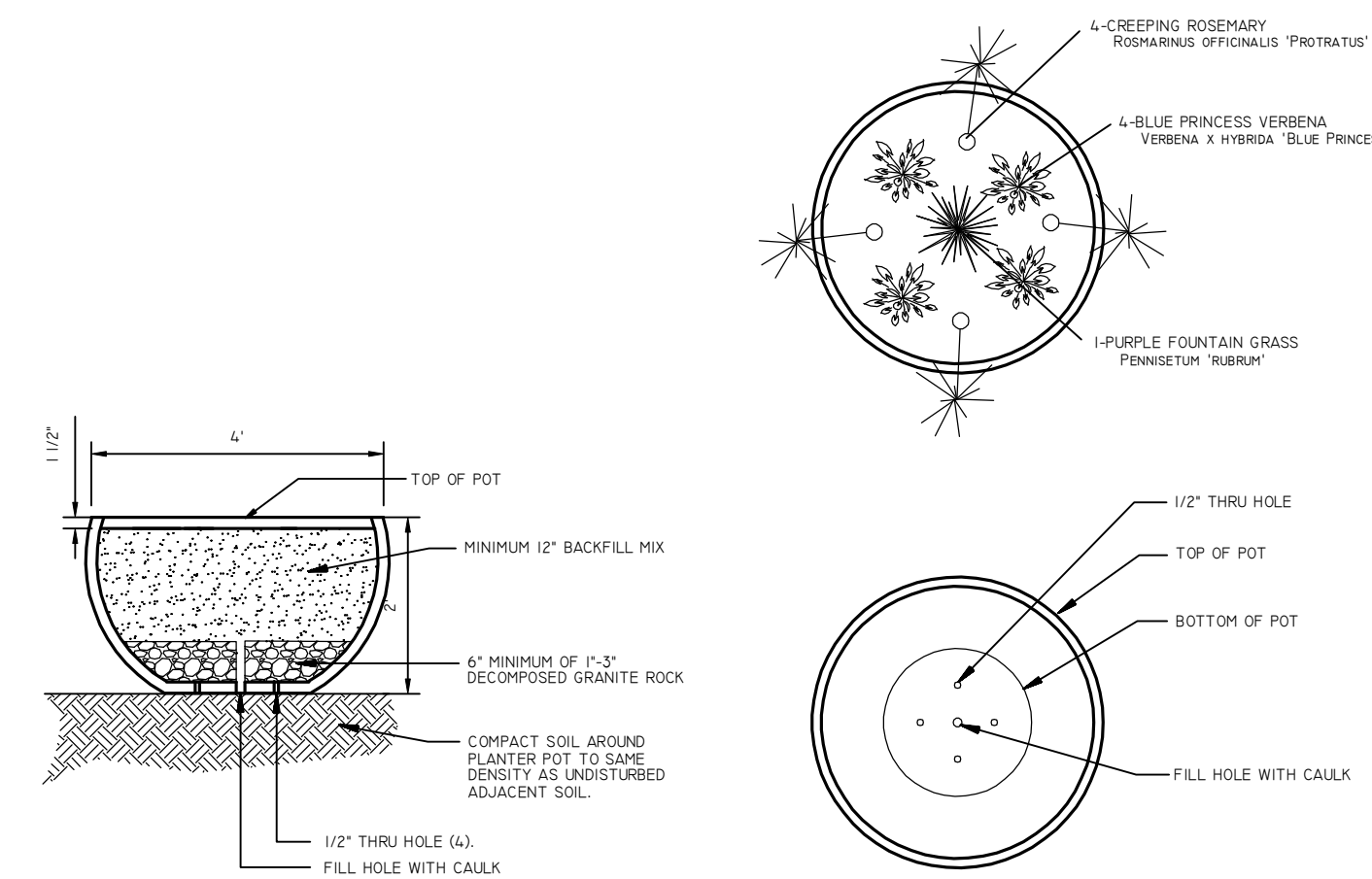
ROCK BED AREA W/MULCH

N.T.S.

STEEL EDGING

N.T.S.

500



PLANTER POT DETAIL

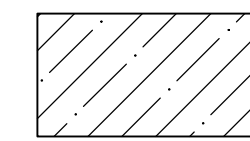
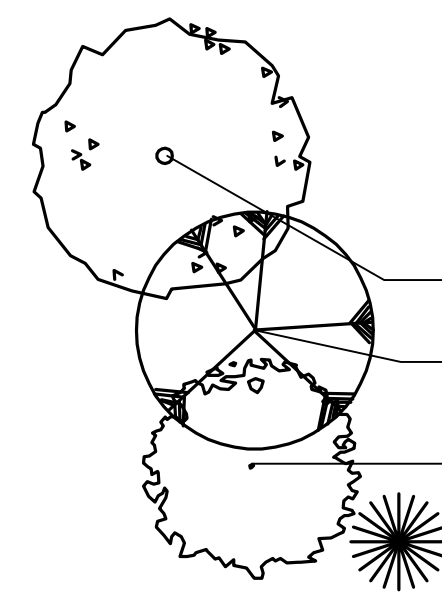
N.T.S.

50A

NOTES:
1. REFER TO COURTYARD PLAN FOR LOCATIONS.
2. QUICKCRETE CASCADE GR-C6482P SAND COLOR WITH LIGHT BLAST OR APPROVED EQUAL.


LANDSCAPE SCHEDULE - CLA

TREES/PALMS					
QTY.	COMMON NAME BOTANICAL NAME	ROOT	SIZE/HT. AT PLANTING	SPACING	NOTES
6	SHUMARD RED OAK QUERCUS SHUMARDI	B&B	4" CALIPER 7' HT.	SEE PLAN	
15	LACEBARK ELM ULMUS PARVIFOLIA SEMPERVIRENS	B&B	4" CALIPER 7' HT.	SEE PLAN	
9	CHINESE PISTACHE PISTACHIA CHINENSIS	B&B	4" CALIPER 7' HT.	SEE PLAN	
6	LEYLAND CYPRESS CUPRESSOCYPARIS LEYLANDII	CONT.	7' HT. AT TIME OF PLANTING	SEE PLAN	
SHRUBS					
QTY.	COMMON NAME BOTANICAL NAME	ROOT	SIZE	SPACING	NOTES
* 203	BIG BLUE LIRIOPE LIRIOPE MUSCARI 'BIG BLUE'	CONT.	1 GAL.	24" O.C.	
9	DWARF YAUJON HOLLY ILEX CORNUTA 'NANA'	CONT.	5 GAL.	30" O.C.	
89	INDIAN HAWTHORN 'CLARA' RAPHIOLEPIS INDICA 'CLARA'	CONT.	5 GAL.	48" O.C.	
23	ADAGIO MAIDEN GRASS MISCANTHUS SINENSIS 'ADAGIO'	CONT.	5 GAL.	48" O.C.	
185	DWARF BURFORD HOLLY ILEX CORNUTA 'BURFORDII NANA'	CONT.	5 GAL.	36" O.C.	
TURF					
QTY.	COMMON NAME BOTANICAL NAME	NOTES			
20,250 SF	HYBRID BERMUDA GRASS SOD 'CELEBRATION' CYNODON DACTYLON				
MISC.					
QTY.	PRODUCT DESCRIPTION	NOTES			
12 SF	ANNUALS	4" POT AT 6"-8" O.C.			



JOB # 27644 DRAWING: 27644LAND.DWG LAST SAVED BY: HAO LOCATION: P:\27600\27644\0\DWG\LAND\CONCEPT\REV-2\27644LAND.DWG

PROPERTY OWNER/	121 CROSSING LTD 6900 DALLAS HWY STE 780 PLANO, TX 75024
PROPERTY OWNER/ DEVELOPER / APPLICANT	CLA COPPELL, LLC 3131 E. CAMELBACK ROAD, SUITE 420 PHOENIX, AZ 85016 (602) 707-6991 (PHONE) CONTACT: DAVID NEWTON
SURVEYOR	FEISER & MANKIN SURVEYING, LLC 623 E. DALLAS ROAD GRAPEVINE, TEXAS 76051 (817)-481-1806 (PHONE) CONTACT: TIMOTHY MAKIN, RPLS
ENGINEER & LANDSCAPE ARCHITECT	CEI ENGINEERING ASSOCIATES, INC. 3030 LBJ FREEWAY SUITE 100 (972) 488-3737 (PHONE) (972) 488-6732 (FAX) CONTACT: MARIA PENA



27644	6/12/13	PRN	PM	DES	DRW
CEI PROJECT NO.	INITIAL DATE	PRN	PM	DES	DRW
CEI Engineering Associates, Inc.					
ENGINEERS • PLANNERS • SURVEYORS LANDSCAPE ARCHITECTS • ENVIRONMENTAL SCIENTISTS					
3030 LBJ FREEWAY, SUITE 100 DALLAS, TX 75234					
(972) 488-3737 (972) 488-6732					
CHILDREN'S LEARNING ADVENTURE					
811 N. MACARTHUR BLVD COPPELL, TEXAS					
LANDSCAPE DETAILS				REV DATE 7/5/13 REV-2	SHEET NO. L2