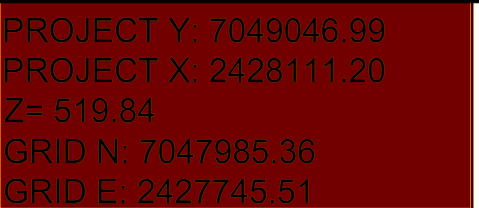

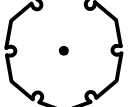


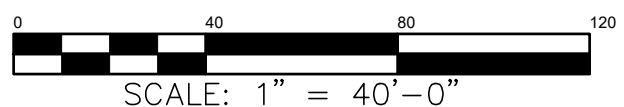
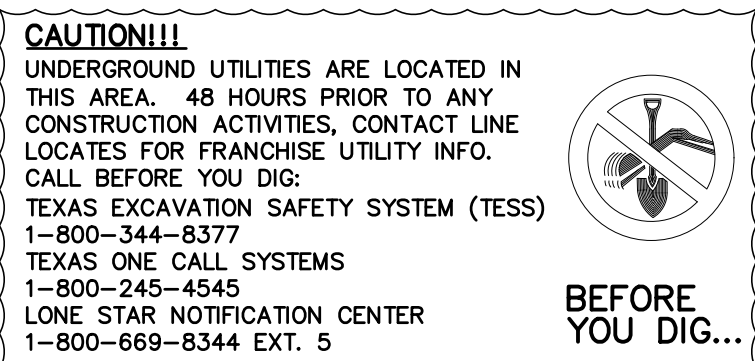


1. PLANT SIZE, TYPE, AND CONDITION SUBJECT TO APPROVAL OF OWNER'S REPRESENTATIVE.
2. ALL PLANT MATERIAL TO BE NURSERY GROWN STOCK.
3. CONTRACTOR RESPONSIBLE FOR MAINTENANCE OF ALL PLANT MATERIAL UNTIL PROJECT ACCEPTANCE.
4. ALL CONTAINER GROWN PLANTS TO HAVE FULL, VIGOROUS ROOT SYSTEM, COMPLETELY ENCOMPASSING CONTAINER.
5. ALL PLANTS WELL ROUNDED AND FULLY BRANCHED. ALL TREES WITH SPREAD 2/3 OF HEIGHT.
6. CONTRACTOR TO PROVIDE OWNER WITH PREFERRED MAINTENANCE SCHEDULE OF ALL PLANTS AND LAWNS.
7. MAINTAIN/PROTECT VISIONITY TRIANGLE WITH PLANT MATERIAL PER CITY STANDARDS AT ALL ENTRANCES TO SITE.
8. PREP ENTIRE WIDTH OF ALL DEFINED PLANTING BEDS WITH MIX AS OUTLINED IN SPECS. WHERE SHRUBS ARE LOCATED ALONG CURB, SET SHRUBS BACK FROM CURB 3 FT.
9. SEE DETAIL SHEET L-8 FOR PLANTING DETAILS.
10. CONTRACTOR RESPONSIBLE FOR LOCATION OF ALL UTILITIES, INCLUDING BUT NOT LIMITED TO TELEPHONE, TELECAST, ELECTRIC, GAS, WATER AND SEWER. ANY DAMAGE TO UTILITIES TO BE REPAIRED BY CONTRACTOR AT NO COST TO OWNER.
11. EXISTING TREES ARE SHOWN TO REMAIN, CONTRACTOR SHALL PRUNE WITH APPROVAL OF OWNER AND CITY ARBORIST. WORK TO INCLUDE REMOVAL OF ALL SUCKER GROWTH; DEAD AND DISEASED BRANCHES AND LIMBS; VINES, BRUISED AND OTHER EXCESSIVE GROWTH; AND ALL INTERFERING BRANCHES, AS WELL AS BRANCHES THAT OBSTRUCT SIGN VISIBILITY. MAKE ALL CUTS FLUSH TO REMAINING LIMB. RETAIN NATURAL SHAPE OF PLANT. ALL WORK SUBJECT TO APPROVAL OF OWNER'S REPRESENTATIVE.
12. QUANTITIES ARE PROVIDED AS A COURTESY AND NOT INTENDED FOR BID PURPOSES. CONTRACTOR TO VERIFY PRIOR TO PRICING.
13. INSTALL EDGING BETWEEN LAWN AND PLANTING BEDS. REFER TO SPECIFICATIONS. FILE ALL CORNERS SMOOTH.
14. INSTALL CURLEX BLANKET (OR EQUAL) PER MANUFACTURERS INSTRUCTIONS ON ALL GROUND COVER/SHRUB BEDS WITH A SLOPE OF 4:1 OR GREATER.
15. AT TIME OF PLAN PREPARATION, SEASONAL PLANT AVAILABILITY CANNOT BE DETERMINED. IT IS THE RESPONSIBILITY OF THE CONTRACTOR TO SECURE AND RESERVE ALL B&B PLANTS WHEN AVAILABLE IN CASE ANCHOR INSTALLATION OCCURS DURING THE OFF-SEASON. PURCHASE AND HOLD B&B PLANTS FOR LATE SEASON INSTALLATION.
16. BERM ALL PARKING LOT ISLANDS AS SHOWN ON ENCLOSED DETAIL SHEET. (BERMS MAY NOT BE SHOWN ON GRADING PLAN.)
17. PRIOR TO TREE PLANTING, CONTRACTOR SHALL STAKE TREE LOCATIONS FOR APPROVAL BY OWNER.




SYMBOL	CODE	QTY	BOTANICAL NAME	COMMON NAME	SIZE	HEIGHT	SPACING		REMARKS
TREES									
	PLA MEX	9	Platanus mexicana	Mexican Sycamore	3" Cal.	12' Height Min	As Shown		Single Straight Trunk
	QUE SHU	19	Quercus shumardii	Shumard Oak	3" Cal.	12' Height Min	30" O.C. Minimum		Single Straight Trunk
	QUE VIR	29	Quercus virginiana	Southern Live Oak	3" Cal.	12' Height Min	As Shown		Single Straight Trunk
	ULM CRA	15	Ulmus crassifolia	Cedar Elm	3" Cal.	12' Height Min	As Shown		Single Straight Trunk
ORNAMENTAL TREES									
	CER TXA	17	Cercis canadensis texensis	Texas Redbud	45 gal.	6' Min Ht	30" O.C. Minimum		Single Straight Trunk
	JUN EAS	9	Juniperus virginiana	Eastern Redcedar	45 gal.	8' Min.			Single Straight Trunk
	LAG RED	8	Lagerstroemia indica x fauriei 'Tuscarora'	Tuscarora Crape Myrtle Multi-Trunk	30 gal.	6' Min Ht			3 TO 5 Canes
	PRU MEX	12	Prunus mexicana	Mexican Plum	45 gal.	8'	30" O.C. Minimum		
SHRUBS									
	ILE BUR	257	Ilex cornuta 'Burfordii Nana'	Dwarf Burford Holly	5 gal.	24" min.	36" O.C.		
SYMBOL	CODE	QTY	BOTANICAL NAME	COMMON NAME	SIZE	HEIGHT	SPACING	SPACING	REMARKS

<u>SYMBOL</u>	<u>01 GENERAL</u> <u>DESCRIPTION</u>	<u>QTY</u>	<u>DETAIL</u>
01-01	Composite Edging	1,011 lf	



Date APR 11, 2024
 Drawn By GAC
 Checked By GAC
 Revisions _____



THIS ELECTRONIC DRAWING FILE IS RELEASED UNDER THE AUTHORITY OF GREG CUPPETT, LANDSCAPE ARCHITECT REGISTRATION NUMBER 20712 ON 05/25/24, WHO MAINTAINS THE ORIGINAL FILE. THIS ELECTRONIC DRAWING FILE MAY BE USED AS A BACKGROUND DRAWING. PURSUANT TO RULE 3.10(1) OF THE RULES AND REGULATIONS OF THE BOARD OF ARCHITECTURAL EXAMINERS, NO PERSON SHALL ASSUME ANY RESPONSIBILITY FOR ANY MODIFICATION TO OR USE OF THIS DRAWING FILE THAT IS INCONSISTENT WITH THE REQUIREMENTS OF THE RULES AND REGULATIONS OF THE TEXAS BOARD OF ARCHITECTURAL EXAMINERS. NO PERSON MAY MAKE MODIFICATIONS TO THIS ELECTRONIC DRAWING FILE WITHOUT THE

LOVETT INDUSTRIAL
VISTA RIDGE MALL DR.
LEWISVILLE, TX

Sheet No.

L-1